

Highlights:

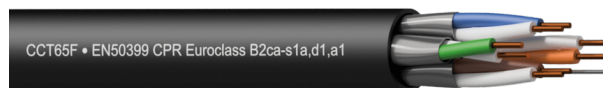
- EN50399 CPR Euroclass B2ca-s1a,d1,a1
- 500 Mhz performance, up to 10GBase-T
- Al-foil shielding

Product information:

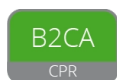
The CCT65F-B2ca is a CAT6A installation networking cable compliant to the B2ca standard of the Construction Product Regulation (CPR) regarding fire and flammability resistance in fixed installations, minimizing toxic smokes and providing optimal resistance to spreading fire.

In addition to its outstanding fire properties, the outer jacket of the cabling is smooth and durable for easy installation and pulling. The cable consists of 4 individually shielded twisted pair cables with solid 23 AWG conductors. This way, crosstalk and system noise is reduced to a minimum, resulting in a higher bandwidth and improved immunity against noise and interference caused by external devices. Providing an optimized solution for 100Base-T, 1000Base-TX and 10GBase-T gigabit networks.

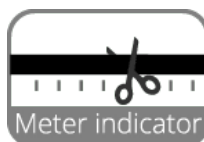
More information about CPR compliant cables? [Click here](#)



Certification:



Properties:



Inner Conductors:



Shielding:



Product Features:

Application	AV & IT
Series	Contractor Series

Physical Characteristics:

Type of cable	U/FTP CAT6A Networking cable		
EN50399 CPR Euroclass	B2ca-s1a,d1,a1		
Inner conductor	Material	BC 1 x 0.56 mm (Ø) (OFC)	
	Section	0.00039 “²	
	American Wire Gauge	23 AWG	
	Insulation	Colours	Green / White & Green ; Blue / White & Blue ; Orange / White & Orange ; Brown / White & Brown
		Material	Foamed PE 1.3 mm Ø
	Number of conductors	8 (4 pairs)	
	Conductor twisting	Yes	
	Shielding	Aluminium foil	Aluminium foil 100% coverage - 25% Overlap
Outer jacket	Material	LSHF 7.3 mm (Ø)	
	Colours	Black	

Standards & regulations:

RoHS2 compliant	According EU Directive 2011/65/EU
Reach compliant	According EC 1907/2006
CPR Euroclass	B2ca-s1a,d1,a1
Flammability test	According EN 60332-1-2
Indoor / outdoor	UV resistant (UL1581, UVA, 720 h)
Smoke emissions	According IEC 61034
Zero halogen compounds	According EN 50267-2-1
	IEC 60754

Electrical Characteristics:

Max. conductor	DC resistance	8.3 Ω / 100 m
	DC resistance unbalanced	< 2 %
Max. Delay / Skew	<25 (ns / 3937.0079 ")	
Rated voltage	300 V	
Nom. Velocity of propagation	74 %	
Characteristic impedance	100 Ω ± 15 Ω	
Nom. mutual capacitance	≤ 5.6 (nF / 100 m)	
Pair to ground capacitance unbalance	≤ 330 (pF / 100 m)	

Mechanical Characteristics:

Temperature range	Fixed installation	- 41 °F till + 176 °F
	Mobile installation	- 59 °F till + 176 °F
UV resistant	Yes	

Cross sections:

