

Highlights:


- EN50399 CPR Euroclass B2ca-s1a,d1,a1
- 250 Mhz performance, up to 1000Base-T
- "+" Shaped separator to reduce crosstalk

Product information:

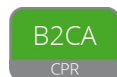
The CCT60U-B2ca is a CAT6 installation networking cable compliant to the B2ca standard of the Construction Product Regulation (CPR) regarding fire and flammability resistance in fixed installations, minimizing toxic smokes and providing optimal resistance to spreading fire.

In addition to its outstanding fire properties, the outer jacket of the cabling is smooth and durable for easy installation and pulling. The cable consists of 4 twisted pair cables with solid 23 AWG conductors and a "+" shaped separator. This way, crosstalk and system noise is reduced to a minimum, resulting in higher bandwidth and improved immunity against noise and interference caused by external devices. Providing an optimized solution for 10Base-T, 100Base-TX and 1000Base-T gigabit networks.

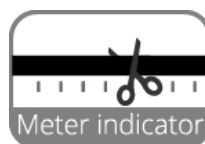
More information about CPR compliant cables? [Click here](#)



Certification:



Properties:



Inner Conductors:



Product Features:

Application	AV & IT	
Series	Contractor Series	

Physical Characteristics:

Type of cable		U/UTP CAT6 Networking cable	
EN50399 CPR Euroclass		B2ca-s1a,d1,a1	
Inner conductor	Material	BC 1 x 0.56 mm (Ø) (OFC)	
	Section	0.25 mm²	
	American Wire Gauge	23 AWG	
	Insulation	Colours	Green / White & Green ; Blue / White & Blue ; Orange / White & Orange ; Brown / White & Brown
		Material	HDPE 0.96 mm (Ø)
Number of conductors		8 (4 pairs)	
Conductor twisting		Yes	
Separator		+ shaped separator	
Outer jacket	Material	LSHF 6 mm (Ø)	
	Colours	Black	

Standards & regulations:

RoHS2 compliant	According EU Directive 2011/65/EU
Reach compliant	According EC 1907/2006
CPR Euroclass	B2ca-s1,d1,a1
Flammability test	According EN 60332-1-2
Indoor / outdoor	UV resistant (UL1581, UVA, 720 h)
Smoke emissions	According IEC 61034
Zero halogen compounds	According EN 50267-2-1
	IEC 60754

Electrical Characteristics:

Max. conductor	DC resistance	8.2 Ω / 100 m
	DC resistance unbalanced	< 2 %
Max. Delay / Skew		<45 (ns / 100 m)
Rated voltage		300 V
Nom. Velocity of propagation		69 %
Characteristic impedance		100 Ω ± 15 Ω
Nom. mutual capacitance		≤ 5.6 (nF / 100 m)
Pair to ground capacitance unbalance		≤ 160 (pF / 100 m)

Mechanical Characteristics:

Temperature range	Fixed installation	- 5 °C till + 80 °C
	Mobile installation	- 15 °C till + 80 °C
UV resistant	Yes	

Cross sections:

